

Article

The Verhulst-Like Equations: Integrable OΔE and ODE with Chaotic Behavior

Igor Andrianov ^{1,*}, Galina Starushenko ², Sergey Kvitka ² and Lelya Khajiyeva ³¹ Institut für Allgemeine Mechanik, RWTH Aachen University, Templergraben 64, D-52056 Aachen, Germany² Dnipropetrovsk Regional Institute of Public Administration, National Academy of Public Administration, Office of the President of Ukraine, 29, Gogol St., 49044 Dnipro, Ukraine; gs_gala-star@mail.ru (G.S.); skvitka@i.ua (S.K.)³ Department of Mathematical and Computer Modeling, Al-Farabi Kazakh National University, 71 al-Farabi ave., Almaty 050040, Kazakhstan; khadle@mail.ru

* Correspondence: igor.andrianov@gmail.com

Received: 28 August 2019; Accepted: 20 November 2019; Published: 25 November 2019



Abstract: In this paper, we study various variants of Verhulst-like ordinary differential equations (ODE) and ordinary difference equations (OΔE). Usually Verhulst ODE serves as an example of a deterministic system and discrete logistic equation is a classic example of a simple system with very complicated (chaotic) behavior. In our paper we present examples of deterministic discretization and chaotic continualization. Continualization procedure is based on Padé approximants. To correctly characterize the dynamics of obtained ODE we measured such characteristic parameters of chaotic dynamical systems as the Lyapunov exponents and the Lyapunov dimensions. Discretization and continualization lead to a change in the symmetry of the mathematical model (i.e., group properties of the original ODE and OΔE). This aspect of the problem is the aim of further research.

Keywords: Verhulst ODE; Verhulst OΔE; discretization; continualization; periodic motion; subharmonic; chaos; Poincaré section; Lyapunov exponent; Lyapunov dimension

1. Introduction

Verhulst is credited with formulating the ordinary differential equation (ODE)

$$\frac{dN}{dt} = rN\left(1 - \frac{N}{K}\right) \quad (1)$$

and coining the name logistic [1,2]. Later investigators proposed variations on the Verhulst equation (e.g., difference logistic equation), sometimes continuing to refer to these as logistic models. The first application of ODE (1) was connected with population problems, and more generally, problems in ecology. If the Verhulst model is used for describing change in population size N over time t , then in Equation (1) r is the Malthusian parameter (rate of maximum population growth) and K is the carrying capacity (i.e., the maximum sustainable population). Equation (1) is widely used in problems of ecology, economics, chemistry, medicine, pharmacology, epidemiology, etc. [3–8]. As a rule, this model is oversimplified for quantitative estimations, but reflects the key qualitative features of processes under consideration.

Equation (1) can be reduced to the form

$$\frac{dx}{dt} = rx(1 - x) \quad (2)$$

where $x = N/K$.

The initial condition is

$$x(0) = a. \quad (3)$$

The Cauchy problem (Equations (2) and (3)) has the exact solution

$$x = \frac{a}{a + (1 - a)e^{-rt}} \quad (4)$$

The discrete logistic equation can be written as follows

$$x_{n+1} = Rx_n(1 - x_n) \quad (5)$$

where parameter R characterizes the rate of reproduction (growth) of the population; $R = rh$, parameter h defines the time between consecutive measurements.

The nonlinear difference Equation (5) exhibits period doubling to chaos [5,6].

We will analyze a slightly different discrete logistic equation

$$x_{n+1} - x_n = Rx_n(1 - x_n) \quad (6)$$

Difference Equation (6) is obtained from ODE (2) using a forward difference scheme for the derivative with the step of discretization h .

Ordinary difference equation (ODE) (6) is close enough in behavior to solutions to the equation [4,5]

$$x_{n+1} = x_n \exp[R(1 - x_n)] \quad (7)$$

ODE (7) is close enough in behavior to solutions to Equation (6) for $x_n \approx 1$.

Initial condition for ODEs (5), (6) or (7) is

$$x_0 = a \quad (8)$$

The discrete Cauchy problems (5) and (8), (6) and (8) or (7) and (8) for sufficiently large values of the parameter R describe the complex, chaotic behavior of the system [3–8]. For ODE (6), as it is shown in [3] for $R = 2.3$ the solution starts to oscillate periodically around the value $x = 1$. This solution is stable as long as $R < \sqrt{6} \approx 2.449$. For $R = 2.500$ the process comes to steady periodic oscillations with a period of four.

It can be mentioned that the chaotic threshold for ODE (7) is 2.6824 [4,5].

After describing the objects of our research, we proceed to the formulation of its goals. Both continuous and discrete logistic equations have been extensively investigated. The results of these studies are described in a large number of research and review books and papers [4–9]. Our study focuses on the discretization and continualization of nonlinear ODE and ODE, while the logistic equations serve only as convenient and simple examples.

First problem: is it possible to discretize ODE (6) in such a way that the resulting ODE has only regular solutions? This practically important issue has been studied quite well [10–13], and we, in fact, only briefly present the known results.

On the other hand, many researchers point that discrete logistic models are more adequate to the essence of the physical, economic or biological processes precisely because they have chaotic regimes [3]. In this regard, our second problem is: can such a continualization of the original ODE be proposed that the resulting ODE has a chaotic solution? The practical value of these equations can be considered controversial, but the construction of such continualization procedure is interesting.

It is difficult to expect that standard continualization, based on the Taylor series, will provide the desired result. It remains to be hoped for the techniques based on the use of Padé approximants [14].

The paper is organized as follows: In Section 2 we propose discretization of Verhulst ODE without chaotic behavior. Continualization of the discrete Verhulst equation using Padé approximants is

described in Section 3. Then, in Section 4 we display and discuss some results of numerical integrations. Finally, in Section 5 some conclusions are presented.

2. Integrable OΔE

As it is mentioned in [9], non-invertible maps, such as the logistic map, may display chaos. Of interest is the transformation of the original discrete logistic equation into a form leading to deterministic solutions.

Following the ideas of [10], we rewrite OΔE (6), in the following form

$$x_{n+1} - x_n = Rx_n - Rx_{n+1}x_n \quad (9)$$

This presentation makes it possible to express x_{n+1} not a polynomial, but a fractional rational function x_n . Equation (9) with initial condition (8) has the exact solution of the form

$$x_n = \frac{a}{a + (1-a)(1+R)^{-n}} \quad (10)$$

Thus, representation (9) allows one to obtain a difference scheme without chaotic behavior. Of course, the transition from Equation (6) to Equation (9) is based on the ideas of preserving the Lie symmetry of the original ODE [10–13]. However, in our article we do not develop this topic.

3. Continualization with Padé Approximants

Let us try to construct a continuous model (i.e., ODE), describing the chaotic behavior like original OΔE. As it is mentioned in [9], for generating chaotic behavior nonlinear ODE must have dimension $D \geq 3$

To construct a logistic-like ODE with chaotic behavior, additional modifications were introduced—piecewise constant argument, delay, and fractional derivative [15–18]. We use continualization based on Maclaurin expansion and Padé approximants.

For continualization of OΔE (6) let us introduce the continuous coordinate x scaled in such a way that $x_n = x(nh)$. Suppose $x(t)$ slightly changing function we use Maclaurin expansion

$$x_{n+1} - x_n = hx_t + \frac{h^2}{2}x_{tt} + \frac{h^3}{6}x_{ttt} + \dots \quad (11)$$

The third order equation thus obtained

$$h^3x_{ttt} + 3h^2x_{tt} + 6hx_t - 6Rx + 6Rx^2 = 0 \quad (12)$$

describes completely deterministic trajectories.

Let us consider fluctuations around the second equilibrium position, $x_n = 1$. Using changing of variables

$$x_n = 1 + y_n; |y_n| \ll 1 \quad (13)$$

one obtains

$$y_{n+1} - y_n = -Ry_n(1 + y_n) \quad (14)$$

The initial condition for this difference equation can be written as follows

$$y_0 = \alpha, 0 < \alpha \ll 1. \quad (15)$$

Suppose $y(t)$ slightly changing function we use Maclaurin expansion

$$y_{n+1} - y_n = hy_t + \frac{h^2}{2}y_{tt} + \frac{h^3}{6}y_{ttt} + \dots$$

The fifth order ODE can be written as follows

$$h \frac{d}{dt} \left[1 + \frac{h}{2} \frac{d}{dt} + \frac{h^2}{6} \frac{d^2}{dt^2} + \frac{h^3}{24} \frac{d^3}{dt^3} + \frac{h^4}{120} \frac{d^4}{dt^4} \right] y = -Ry(1+y) \quad (16)$$

Equation (16) describes deterministic trajectories.

Transform the differential operator in square brackets of Equation (16) into the diagonal Padé approximation [2,2], we obtain:

$$1 + \frac{h}{2} \frac{d}{dt} + \frac{h^2}{6} \frac{d^2}{dt^2} + \frac{h^3}{24} \frac{d^3}{dt^3} + \frac{h^4}{120} \frac{d^4}{dt^4} = \frac{1}{3} \frac{h^2 \frac{d^2}{dt^2} + 6h \frac{d}{dt} + 60}{h^2 \frac{d^2}{dt^2} - 8h \frac{d}{dt} + 20}$$

Then

$$h^3 \frac{d^3}{dt^3} + 6h^2 \frac{d^2}{dt^2} + 60h \frac{d}{dt} = -3R \left(h^2 \frac{d^2}{dt^2} - 8h \frac{d}{dt} + 20 \right) y(1+y)$$

and after routine transformations one obtains:

$$\begin{aligned} h^3 \frac{d^3 y}{dt^3} + 3h^2(2 + R(1 + 2y)) \frac{d^2 y}{dt^2} + 12h(5 - 2R) \frac{dy}{dt} - \\ 48hRy \frac{dy}{dt} + 6Rh^2 \left(\frac{dy}{dt} \right)^2 + 60Ry(y + 1) = 0 \end{aligned} \quad (17)$$

Point after (17) must be omitted

Let us formulate initial conditions for the third order ODE (17). From the initial condition for original difference Equation (15) one obtains

$$y(0) = \alpha \quad (18)$$

Additional initial conditions for Equation (17) we choose in the following form:

$$\begin{aligned} t = 0 : y = \alpha; \frac{dy}{dt} \approx \frac{y_1 - y_0}{h} = -\frac{R\alpha(1+\alpha)}{h} \\ \frac{d^2 y}{dt^2} \approx \frac{y_2 - 2y_1 + y_0}{h^2} = \frac{R^2 \alpha(1+\alpha)(\alpha + (1+\alpha)(1-R\alpha))}{h^2} \end{aligned} \quad (19)$$

Point after (19) must be omitted

Initial value problem (Equations (17) and (19)) can be transformed by going to “dimensionless time” $T = t/h$, to the following form:

$$\frac{d^3 y}{dT^3} + 3(2 + R(1 + 2y)) \frac{d^2 y}{dT^2} + 12(5 - 2R) \frac{dy}{dT} - 48Ry \frac{dy}{dT} + 6R \left(\frac{dy}{dT} \right)^2 + 60Ry(y + 1) = 0 \quad (20)$$

$$T = 0 : y = \alpha; \frac{dy}{dT} = -R\alpha(1 + \alpha); \frac{d^2 y}{dT^2} = R^2 \alpha(1 + \alpha)(\alpha + (1 + \alpha)(1 - R\alpha)) \quad (21)$$

4. Numerical Results

Numerical integration of Cauchy problem (Equations (20) and (21)) is carried out using the Adams–Bashforth–Moulton method (a predictor-corrector method), where $f(t_{n+1}, y_{n+1})$ is found by first applying the Adams–Bashforth method (the predictor), then using the Adams–Bashforth–Moulton method (the corrector).

The calculations were performed in the Maple 18 computing environment. The graphs below are depicted in the original variable $t = T \cdot h$.

The presented numerical results can be divided into three groups: describing periodic oscillations, periodic oscillations with subharmonics, and the chaotic oscillations. For $2.5 \leq R \leq 2.88$ one obtains periodic oscillations (Figures 1–3).

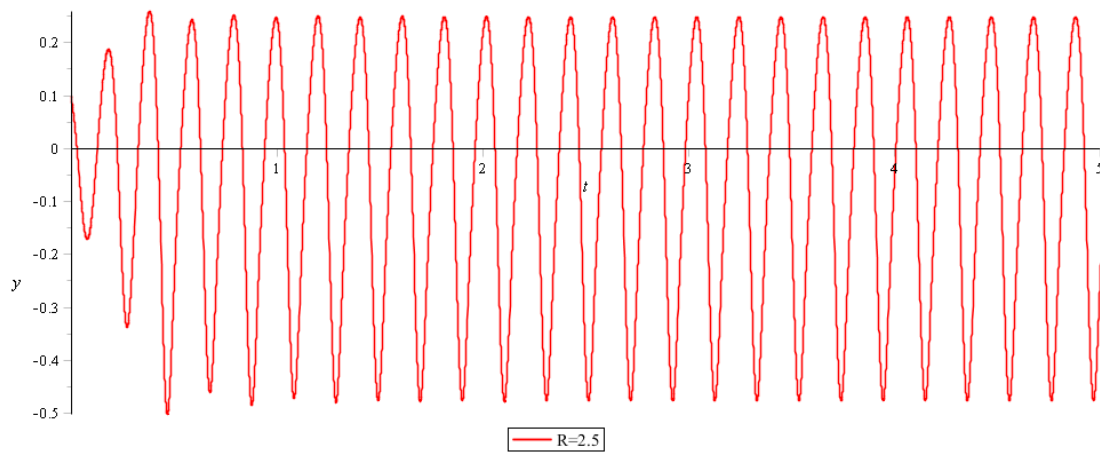


Figure 1. Numerical solution of Cauchy problem (Equations (17) and (19)) for $R = 2.5$ shows periodic motion.

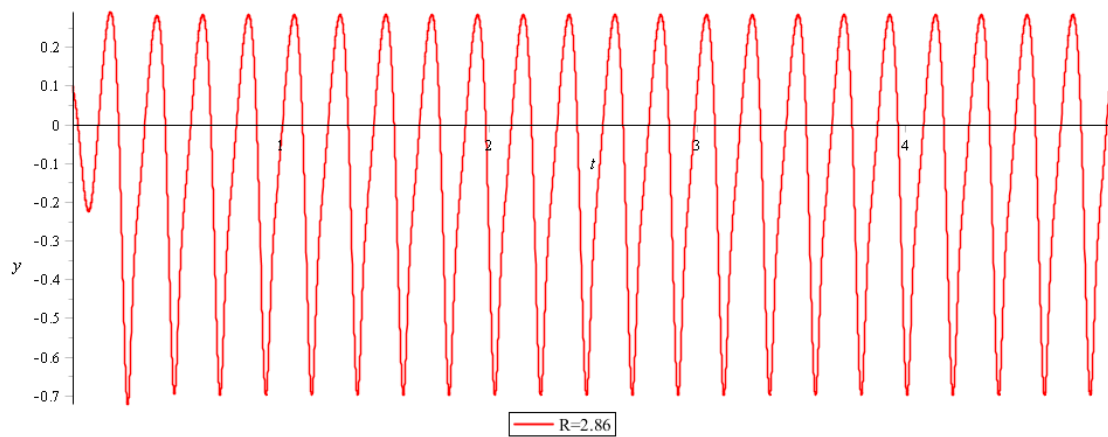


Figure 2. With increasing of parameter R ($R = 2.86$ for this figure) numerical solution of Cauchy problem (Equations (17) and (19)) shows periodic motion, slightly different from that shown in Figure 1.

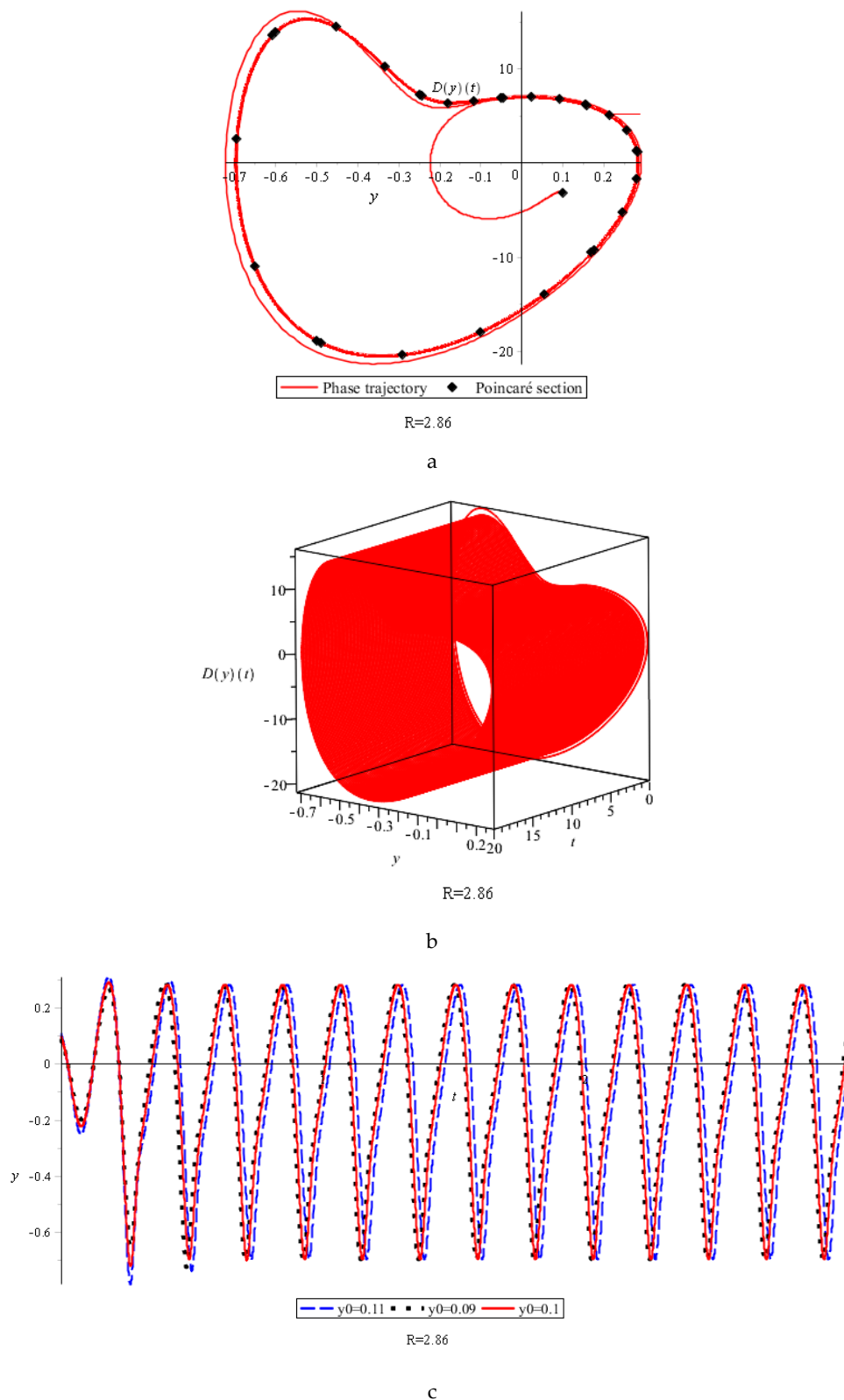


Figure 3. Numerical solution of Cauchy problem (Equations (17) and (19)) for $R = 2.86$. Phase trajectory, Poincaré section (Figure 3a), and trajectories in a 3D space (Figure 3b). The small changing at initial conditions for function y leads to a small change of solution (Figure 3c).

For the values $2.5 \leq R \leq 2.88$, a small change in the initial conditions does not lead to a radical change in the behavior of the system. For $2.89 \leq R \leq 3.0$ in a periodic solution appears subharmonics (Figures 4–6).

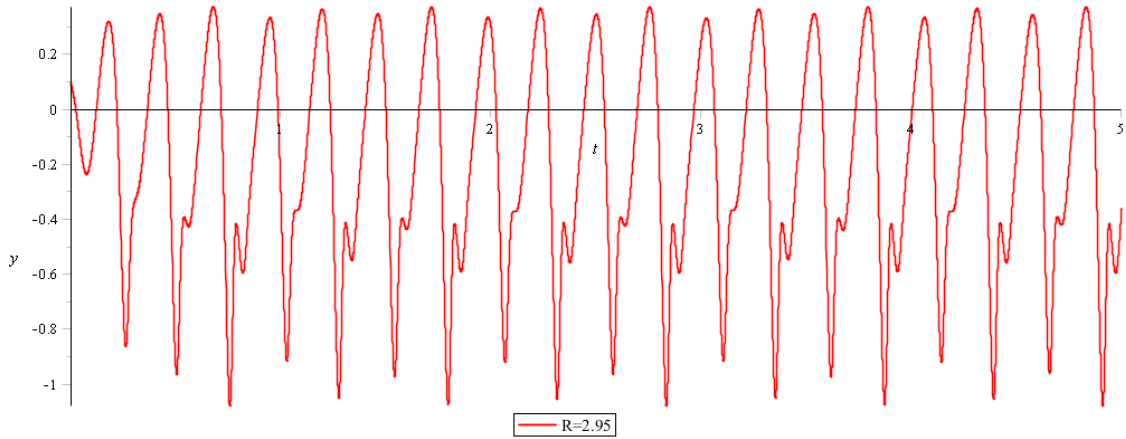


Figure 4. Numerical solution of Cauchy problem (Equations (17) and (19)) for $R = 2.95$ shows the appearance of subharmonics in periodic oscillations.

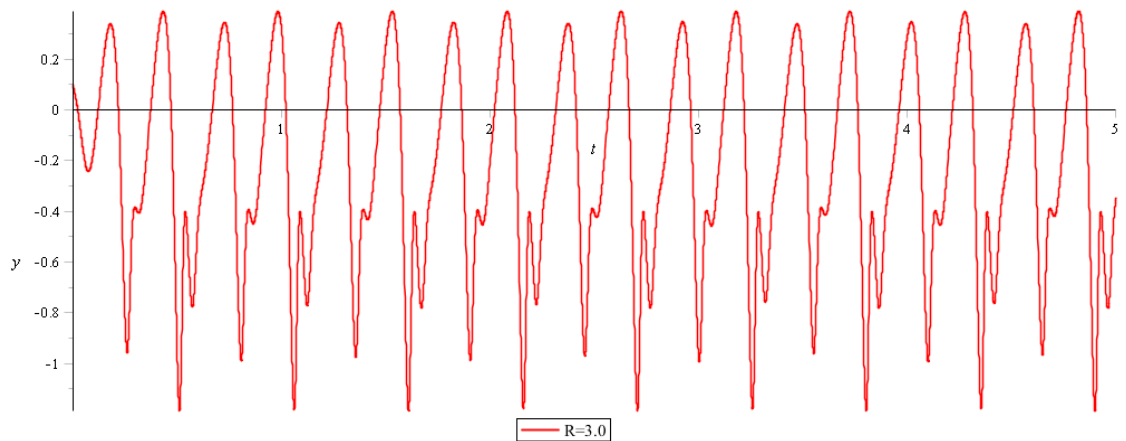
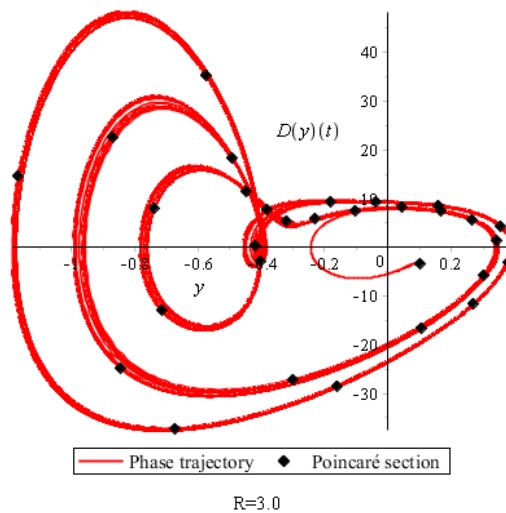


Figure 5. The appearance of subharmonics in periodic oscillations for $R = 3.0$.



a

Figure 6. Cont.

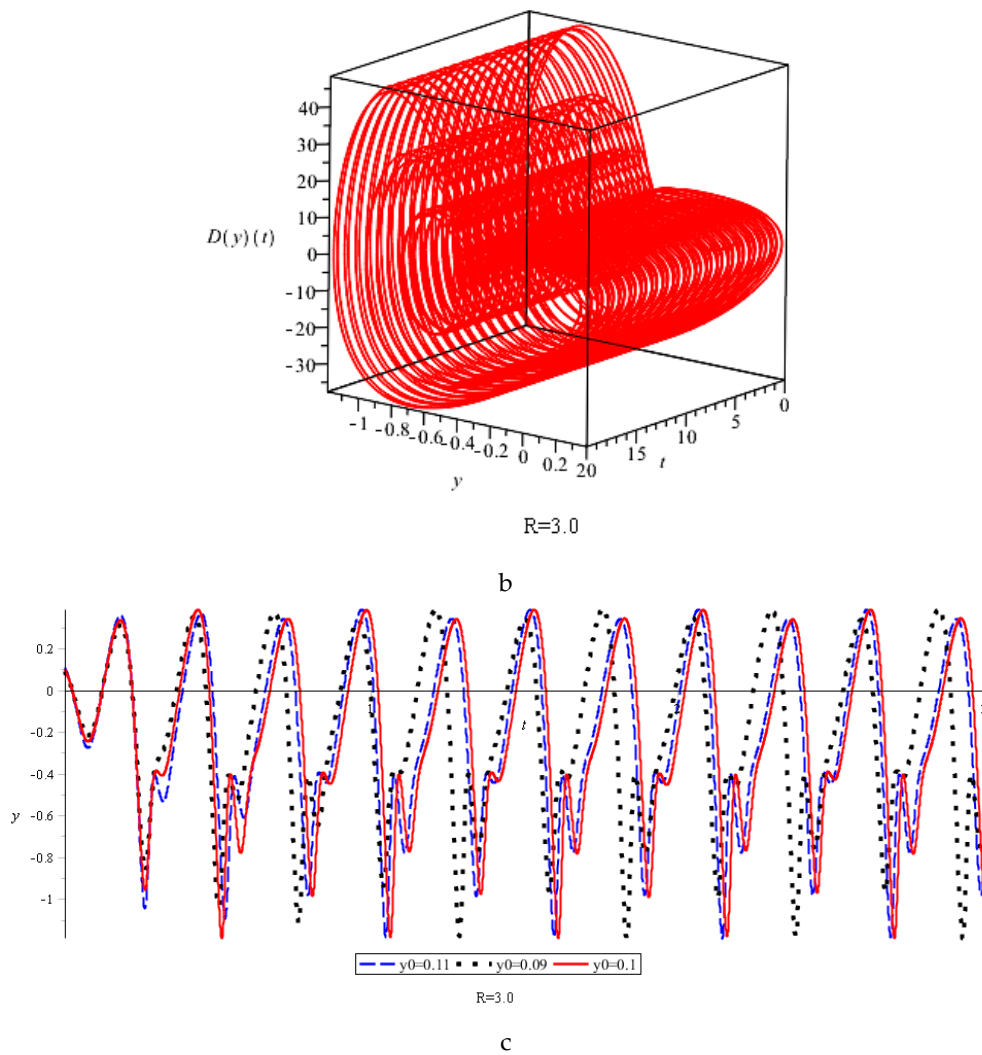


Figure 6. Numerical solution of Cauchy problem (Equations (17) and (19)) for $R = 3.0$. Phase trajectory and Poincaré section (a) and trajectories in 3D space (b). The dependence on initial conditions is small (see (c)).

In this case, with small changes in the initial conditions, the nature of oscillations of the system now undergoes significant changes (Figure 6c).

For $R > 3.0$ the behavior of the system becomes chaotic (Figures 7–9).

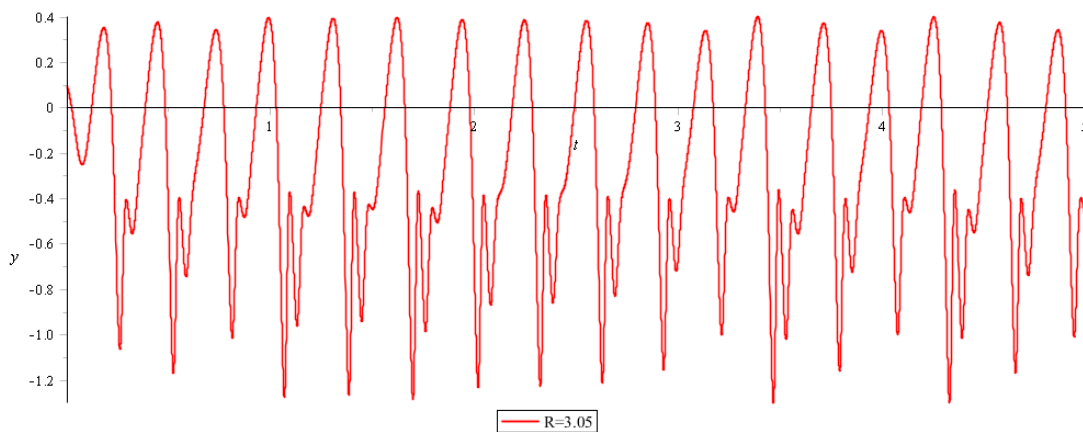


Figure 7. Chaotic oscillations for $R = 3.05$.

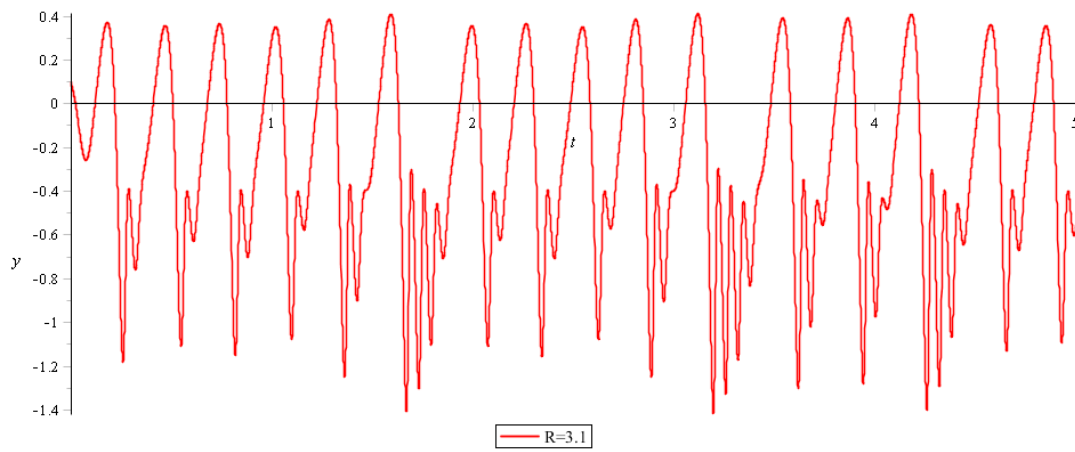
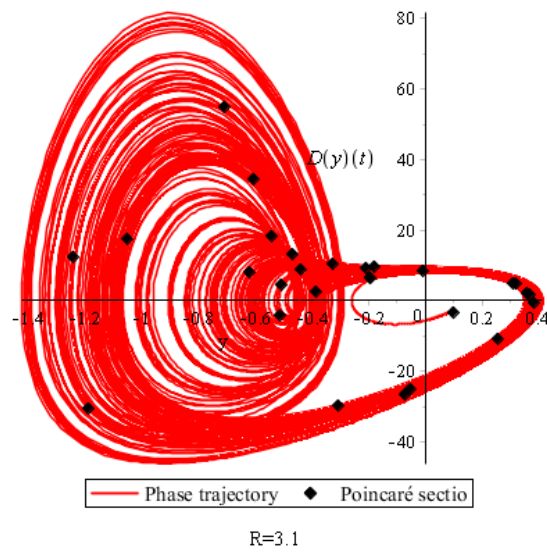
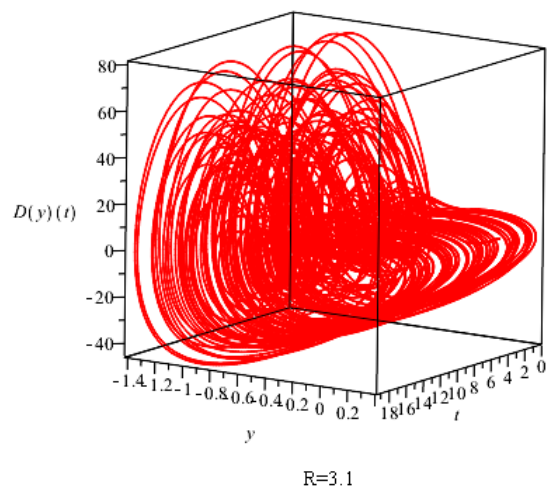


Figure 8. Chaotic oscillations for $R = 3.1$.



a



b

Figure 9. Cont.

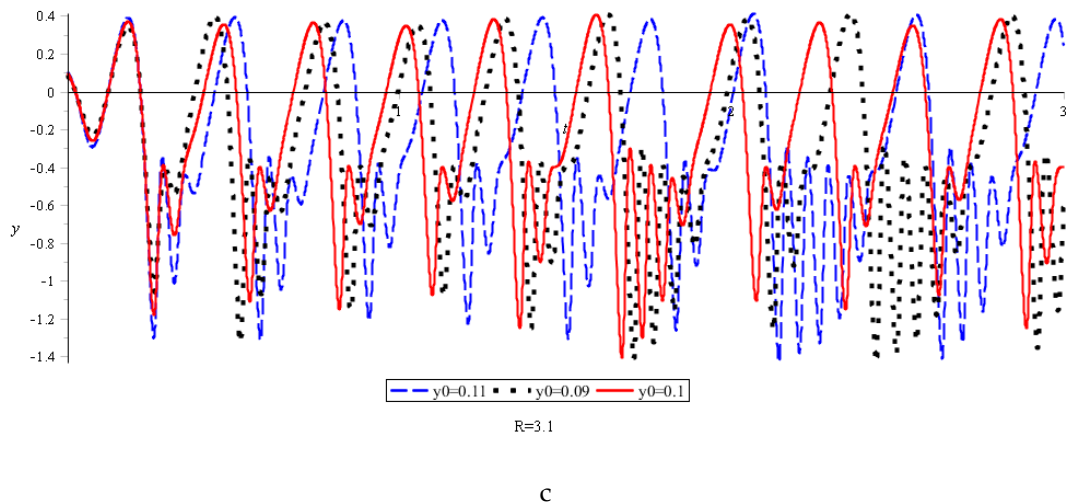


Figure 9. Numerical solution of Cauchy problem (Equations (17) and (19)) for $R = 3.1$. Phase trajectory and Poincaré section (a) and trajectories in 3D space (b). A very small change in initial conditions created a significantly different outcome (see (c)).

With the chaotic behavior of the system, small changes in the initial conditions lead to significant changes in the oscillations (Figure 9c).

At the same time, phase trajectories with small changes in the initial conditions have a characteristic structure. If we exclude points that correspond to the initial mode of establishing oscillations, the structure of the phase trajectories does not depend on the initial conditions (Figures 10 and 11).

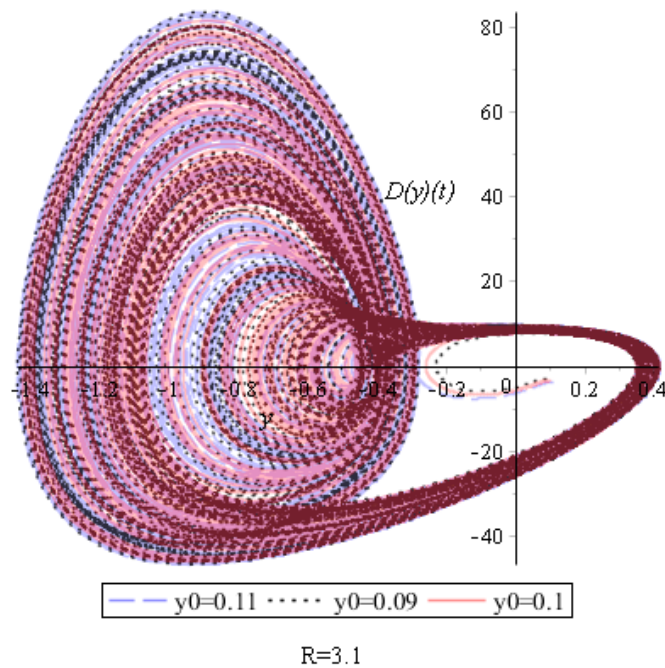


Figure 10. Plane phase portrait for $R = 3.1$.

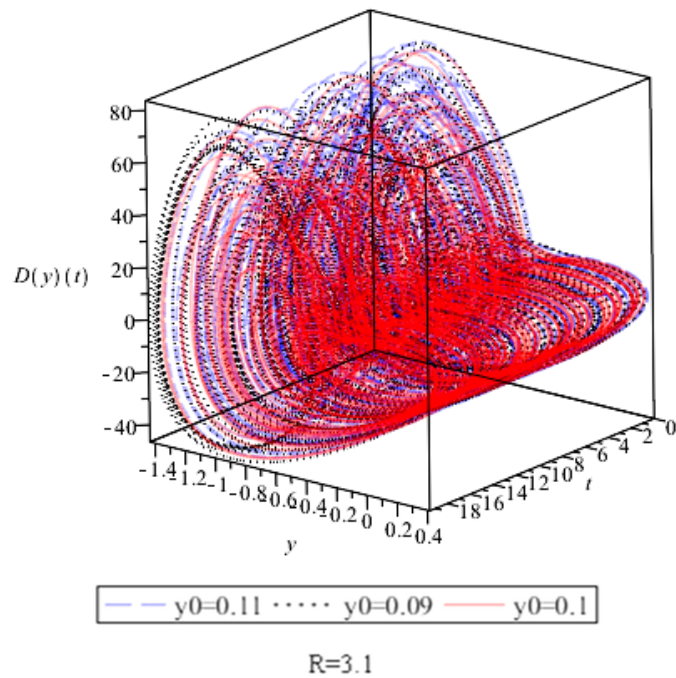


Figure 11. 3D phase portrait for R = 3.1.

To correctly characterize the dynamics and confirmations of the chaotic behavior of the system we calculated for different values of R Lyapunov exponents and Lyapunov dimensions. If the system has at least one positive Lyapunov exponent, then it is chaotic [5,8,9]. The multi-paradigm numerical computing environment MATLAB was used to calculate Lyapunov exponents. Figures 12 and 13 show the dynamics of Lyapunov exponents for R = 2.5 and R = 3.0, respectively. Since all Lyapunov exponents are negative, the system is not chaotic.

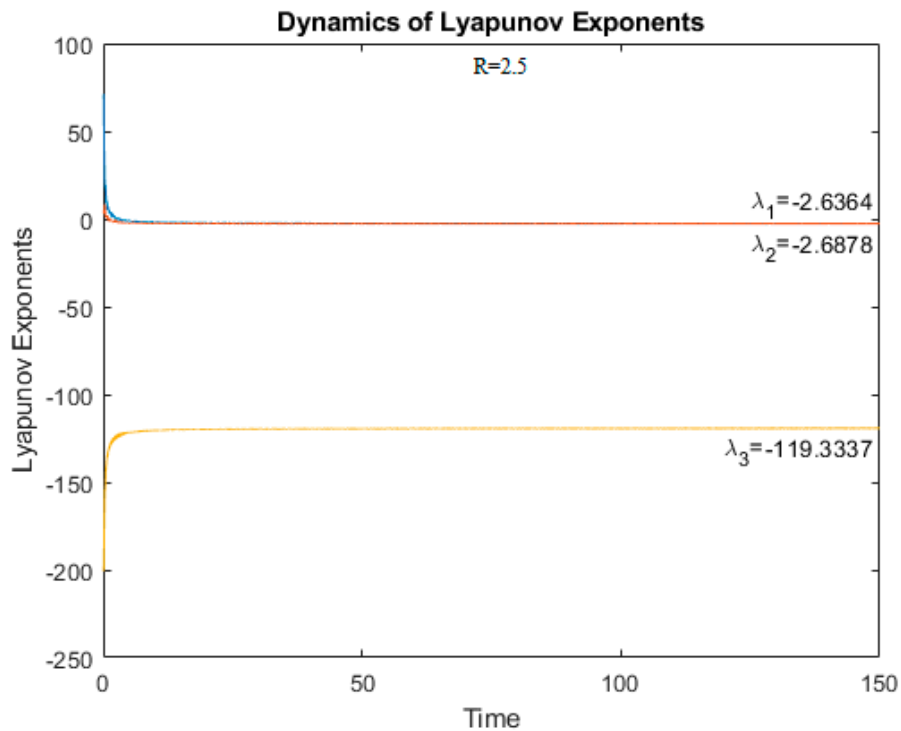


Figure 12. Dynamics of Lyapunov exponents for R = 2.5.

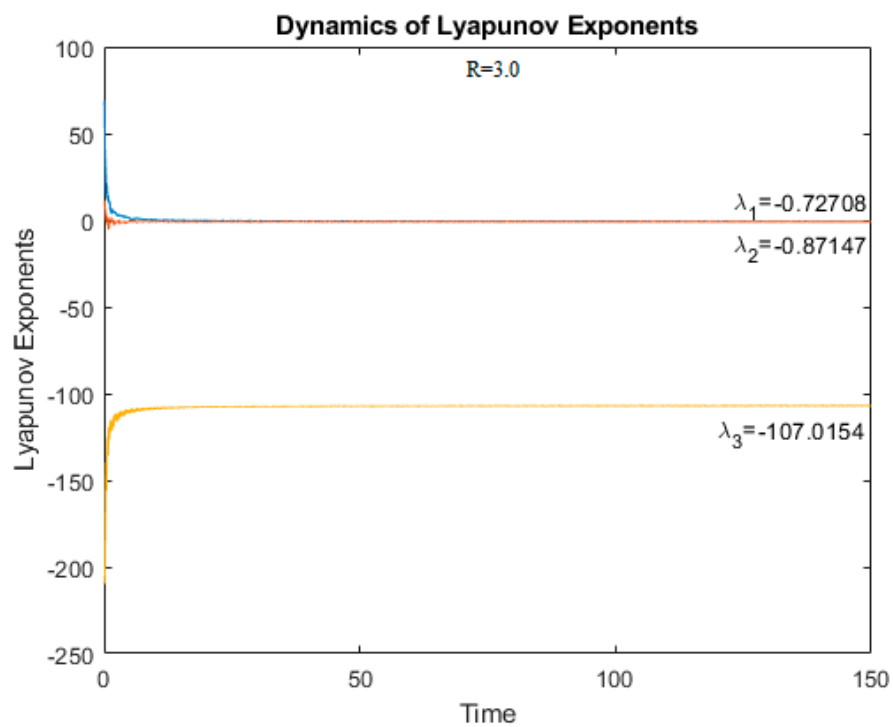


Figure 13. Dynamics of Lyapunov exponents for $R = 3.0$.

At $R > 3.0$, the largest Lyapunov exponent becomes positive, which indicates the appearance of chaos in the system (Figures 14 and 15).

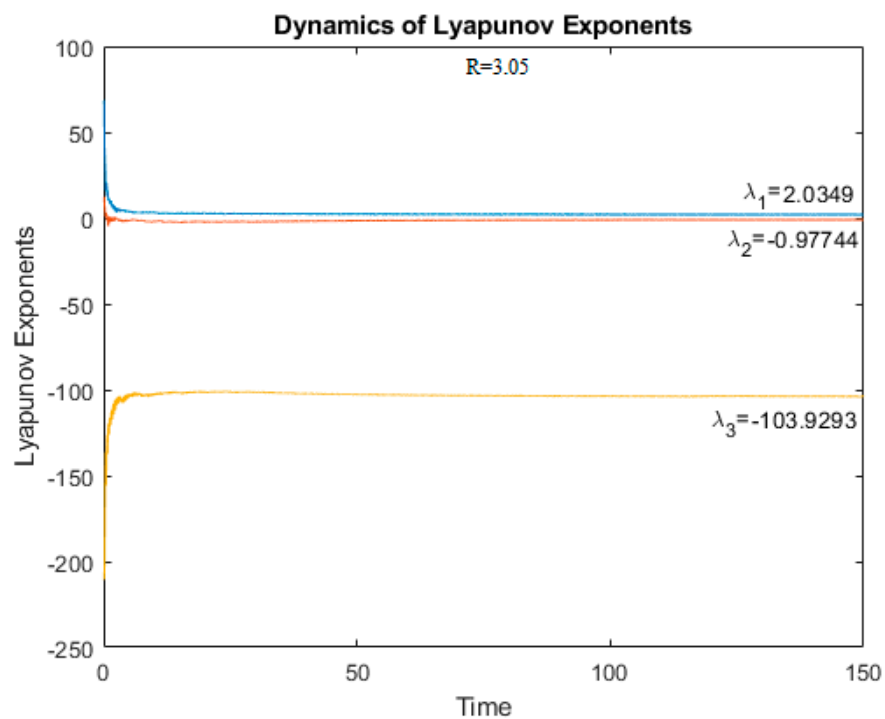


Figure 14. Dynamics of Lyapunov exponents for $R = 3.05$.

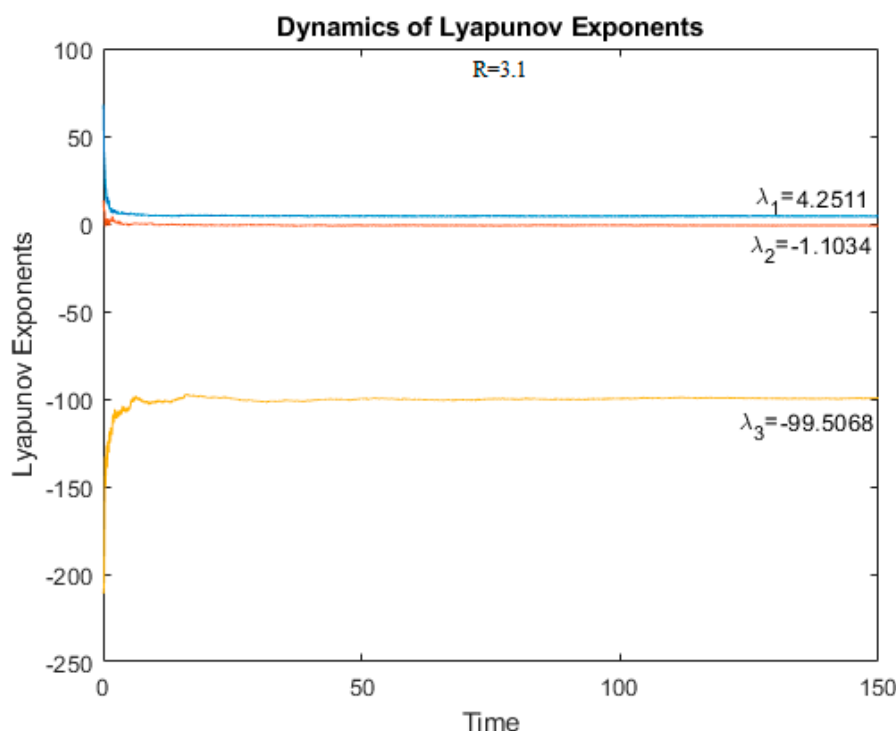


Figure 15. Dynamics of Lyapunov exponents for R = 3.1.

The obtained values of Lyapunov exponents confirm the earlier conclusions about the absence or presence of chaos in the system.

The Lyapunov dimension D_L can be calculated using the formula:

$$D_L = j + \sum_{i=1}^j \frac{\lambda_i}{|\lambda_{j+1}|}$$

where j is defined from the conditions:

$$\sum_{i=1}^j \lambda_i > 0 \text{ and } \sum_{i=1}^{j+1} \lambda_i < 0$$

For $R = 3.05$ and $R = 3.1$ one obtains:

$$D_L \Big|_{R=3.05} = 2.0102; D_L \Big|_{R=3.1} = 2.0316,$$

which are consistent with that of a third order chaotic system [19].

5. Conclusions

Differential and difference equations are the main tools for mathematical modeling of physical, economic, environmental, social processes, and phenomena [3,4,7]. To study differential equations, the entire arsenal of Calculus and Functional Analysis is used. Difference equations are the standard tools for numerical analysis. The relationship between these procedures is nontrivial, discretization or continualization often fundamentally change the nature of the solution. Therefore, the study of approaches that allow these operations to preserve the basic properties of the original systems is interesting. The question of discretization of differential equations preserving their properties has been well studied and continues to be studied. In our article, we briefly touch on this problem by

the example of conservative discretization of the logistic equation. This question is closely related to group properties of the original ODE and OΔE. We do not use such a deep theory, remaining within the framework of the phenomenological approach.

Our second task was to construct a continuous approximation of a discrete logistic equation with chaotic behavior. Continualization procedure was based on Padé approximants. To correctly characterize the dynamics of obtained ODE we measured such characteristic parameters of chaotic dynamical systems as the Lyapunov exponents and the Lyapunov dimensions.

Author Contributions: I.A., G.S., S.K., and L.K. worked together in the derivation of the mathematical results. All authors provided critical feedback and helped shape the research, analysis, and manuscript.

Funding: This research received no external funding.

Acknowledgments: The authors are grateful to the anonymous reviewers for their valuable comments and suggestions that helped to improve the paper.

Conflicts of Interest: The authors declare no conflict of interest.

Abbreviations

The following abbreviations are used in this manuscript:

OΔE Ordinary Difference Equation
ODE Ordinary Differential Equation

References

1. Verhulst, P.F. Recherches mathématiques sur la loi d'accroissement de la population. *Nouv. Mém. del' Académie Royale des Sci. et Belles-Lett. de Brux.* **1845**, *18*, 1–42.
2. Verhulst, P.F. Deuxième mémoire sur la loi d'accroissement de la population. *Mém. de l'Académie Royale des Sci. des Lett. et des Beaux-Arts de Belg.* **1847**, *20*, 1–32.
3. Shamrovskiy, A.D. *Discrete Approaches in Economics. Conspectus of Lecture Course*; Zaporozhye State Engineering Academy: Zaporozhye, Ukraine, 2004. (In Russian)
4. May, R. Simple mathematical models with very complicated dynamics. *Nature* **1976**, *261*, 459–467. [[CrossRef](#)] [[PubMed](#)]
5. Moon, F.C. *Chaotic Vibrations. An Introduction for Applied Scientists and Engineers*; Cornell University: Ithaca, NY, USA, 1987.
6. Hoppensteadt, F.C.; Hyman, J.M. Periodic solutions of a logistic difference equation. *SIAM J. Appl. Math.* **1977**, *32*, 73–81. [[CrossRef](#)]
7. Samarskii, A.A.; Mikhailov, A.P. *Principles of Mathematical Modeling. Ideas, Methods, Examples*; Taylor and Francis: London, UK; New York, NY, USA, 2002.
8. Strogatz, S.H. *Nonlinear Dynamics and Chaos with Applications to Physics, Biology, Chemistry, and Engineering*; CRC: Boca Raton, FL, USA, 2018.
9. Cencini, M.; Cecconi, F.; Vulpiani, A. *Chaos: From Simple Models to Complex Systems*; World Scientific: Singapore, 2009.
10. Herbst, B.M.; Ablowitz, M.J. Numerical chaos, symplectic intergrators, and exponentially small splitting distances. *J. Comput. Phys.* **1993**, *105*, 122–132. [[CrossRef](#)]
11. Kawarai, S. Exact discretization of differential equations by s-z transform. In Proceedings of the 2002 IEEE International Symposium on Circuits and Systems, Phoenix-Scottsdale, AZ, USA, 26–29 May 2002.
12. Petropoulou, E.N. A discrete equivalent of the logistic equation. *Adv. Differ. Equ.* **2010**, *2010*, 457073. [[CrossRef](#)]
13. Bender, C.M.; Tovbis, A. Continuum limit of lattice approximation schemes. *J. Math. Phys.* **1997**, *38*, 3700–3717. [[CrossRef](#)]
14. Andrianov, I.V.; Awrejcewicz, J.; Weichert, D. Improved continuous models for discrete media. *Math. Probl. Eng.* **2010**, *2010*, 986242. [[CrossRef](#)]
15. Munkhammar, J. Chaos in fractional order logistic equation. *Fract. Calc. Appl. Anal.* **2013**, *16*, 511–519. [[CrossRef](#)]

16. Sen, A.; Mukherjee, D. Chaos in the delay logistic equation with discontinuous delays. *Chaos Soliton Fract.* **2009**, *40*, 2126–2132. [[CrossRef](#)]
17. Jiang, M.; Shen, Y.; Liao, X. Stability, bifurcation and a new chaos in the logistic differential equation with delay. *Phys. Lett. A* **2006**, *350*, 221–227. [[CrossRef](#)]
18. Akhmet, M.; Altıntan, D.; Ergenc, T. Chaos of the logistic equation with piecewise constant argument. *arXiv* **2010**, arXiv:1006.4753.
19. Frederickson, P.; Kaplan, J.L.; Yorke, E.D.; Yorke, J.A. The Liapunov dimension of strange attractors. *J. Differ. Equ.* **1983**, *49*, 185–207. [[CrossRef](#)]



© 2019 by the authors. Licensee MDPI, Basel, Switzerland. This article is an open access article distributed under the terms and conditions of the Creative Commons Attribution (CC BY) license (<http://creativecommons.org/licenses/by/4.0/>).